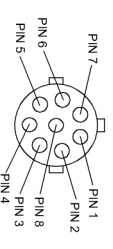


Revision Notes:

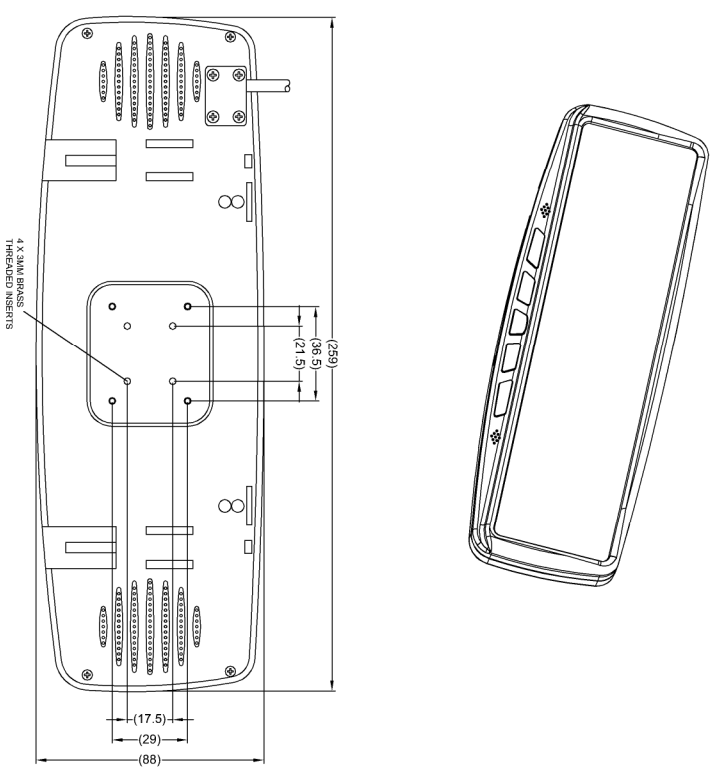
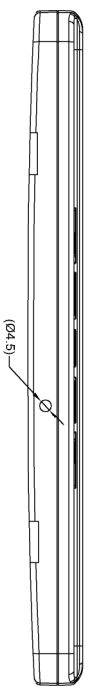
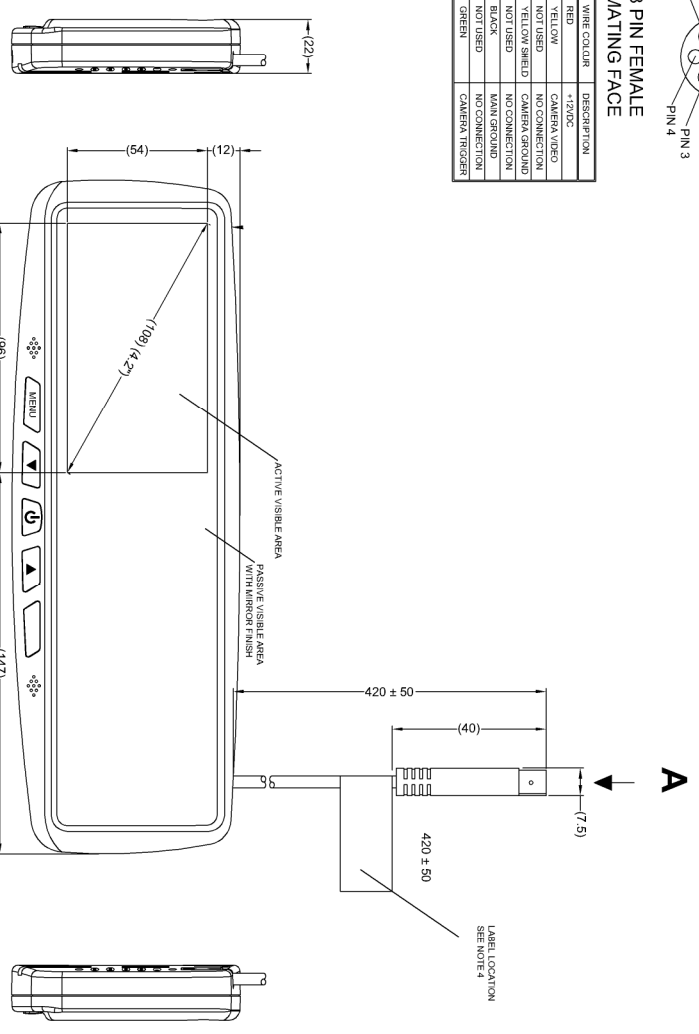
Checked By: - Approved By: - Date Released: -

**VIEW A**



**8 PIN FEMALE MATING FACE**

PIN #	WIRE COLOUR	DESCRIPTION
1	RED	+12VDC
2	YELLOW	CAMERA VIDEO
3	NOT USED	NO CONNECTION
4	YELLOW SHIELD	CAMERA GROUND
5	NOT USED	NO CONNECTION
6	BLACK	MAIN GROUND
7	NOT USED	NO CONNECTION
8	GREEN	CAMERA TRIGGER



- NOTES:**
1. MATERIAL: ABS PLASTIC.
  2. FINISH: BLACK SPRAY PAINT.
  3. THE SILKSCREEN APPLIED TO THE BUTTONS MUST BE WHITE, ARIAL FONT.
  4. FOR PRODUCT LABEL AND SERIAL LABEL REFER TO LATEST REVISION OF DRAWING BE-002036-XX-11.
  5. FIRMWARE VERSION GT-M5006-B-V1.1-20120825 TO BE PRELOADED TO THE MONITOR DURING MANUFACTURE.
  6. PCB LEVEL: MAIN PCB: BS-MT703-L-V01 KEYPAD PCB: BSA3KEY-V01.

**PROPRIETARY NOTICE**  
 THIS DESIGN AND TECHNICAL INFORMATION APPEARING ON THIS DRAWING IS THE PROPERTY OF BRIGADE ELECTRONICS AND IS DISCLOSED IN CONFIDENCE. IT IS NOT TO BE COPIED, REPRODUCED, REVEALED TO OR EXPLOITED BY OTHERS, EITHER IN WHOLE OR IN PART WITHOUT THE EXPRESS WRITTEN CONSENT OF BRIGADE ELECTRONICS.



<p>Angle of Projection</p>	<b>Assembly Pl Approval</b> BIN XIONG (27/08/12)		<b>Approved by</b> S.MATTHEWS		<b>Checked by</b> JINE WMAN		<b>Drawn by</b> MBUTLER	
	<b>Status</b> RELEASED		<b>Scale</b> N/A		<b>Released</b> 29/08/12		<b>Assembly Ref</b> GT-M5006-M	
<b>Part No</b> 4071		<b>VBV-243M-M</b> BE-002035-00-12						